

# How to View Midterm/Final Grades

<https://oracleweb.rockhurst.edu>

## STEP 1:

Enter Secure Area



HELP | EXIT

- Apply for Admission
- Course Catalog
- Course Schedule
- Enter Secure Area
- Computer Services Help
- Web Registration Instructions

RELEASE: 7.4

powered by  
**SUNGARD** HIGHER EDUCATION

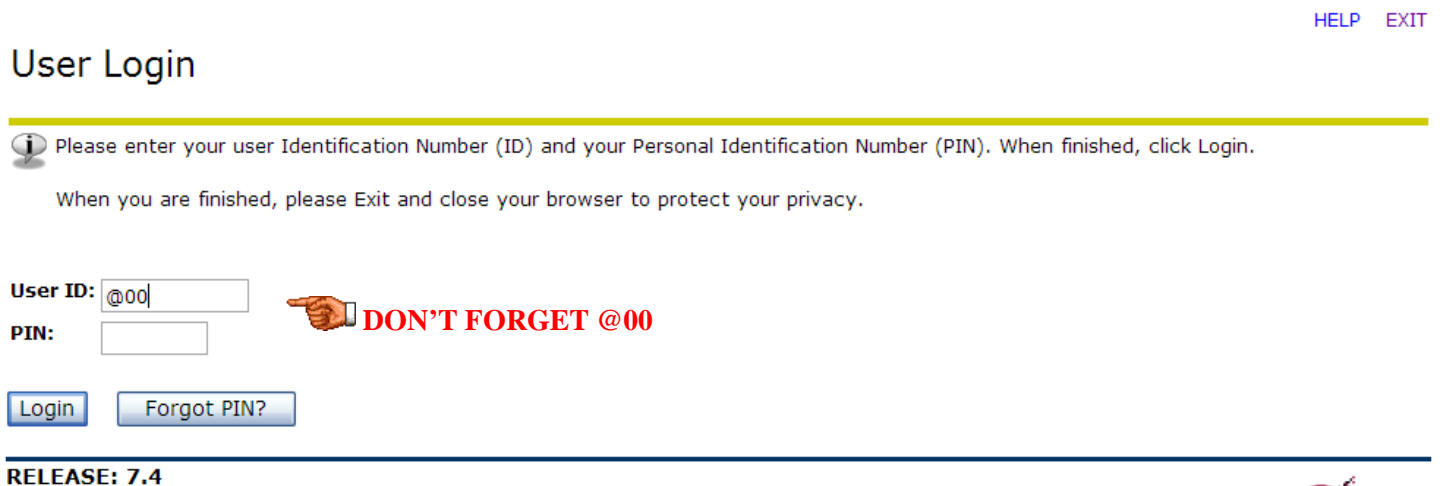


## STEP 2:

### LOGIN

**USER ID:** is @00 preceded by your 6 digit Id#


**PIN:** (to reset click forgot PIN)



HELP EXIT

## User Login


---

 Please enter your user Identification Number (ID) and your Personal Identification Number (PIN). When finished, click Login.

When you are finished, please Exit and close your browser to protect your privacy.

User ID:


PIN:

 **DON'T FORGET @00**

---

RELEASE: 7.4

powered by  
**SUNGARD** HIGHER EDUCATION





## STEP 5:

Choose an option

[Personal Information](#) **Student Services & Financial Aid**

Search

[RETURN TO MENU](#) [SITE MAP](#) [HELP](#) [EXIT](#)

## Student Records

---

[View Holds](#)  
[Midterm Grades](#)  
[Final Grades](#)  
[Academic Transcript](#)  
[Dynamic Catalog](#)

---

RELEASE: 7.4

powered by  
**SUNGARD** HIGHER EDUCATION



## STEP 6:

Select the Term

[Personal Information](#) **Student Services & Financial Aid**

Search

[RETURN TO MENU](#) [SITE MAP](#) [HELP](#) [EXIT](#)

## Midterm Grades - Select Term

---

Select a Term:

RELEASE: 7.3.3.1

powered by  
**SUNGARD** HIGHER EDUCATION

