



ROCKHURST UNIVERSITY  
LEARNING, LEADERSHIP AND SERVICE IN THE JESUIT TRADITION

# How to View Midterm Grades for Advisors

# Enter Secure Area



[HELP](#) | [EXIT](#)

- [Apply for Admission](#)
- [Course Schedule](#)
- [Course Catalog](#)
- [Enter Secure Area](#)
- [Computer Services Help](#)
- [Web Registration Instructions](#)

RELEASE: 7.4.1

powered by  
**SUNGARD** HIGHER EDUCATION




# Log in using your 6-digit ID number & PIN.



**NOTE:** If you attempt to login unsuccessfully three times (by entering your ID or password incorrectly), your access will be disabled.

## User Login

 Please enter your user Identification Number (ID) and your Personal Identification Number (PIN).

**\*\*Be sure to enter @00 in front of your 6-digit student ID number.\*\***

To protect your privacy, please exit and close your browser when you are finished.

User ID:

PIN:


Login

Forgot PIN?

# Forgot your PIN?



## User Login

 Please enter your user Identification Number (ID) and your Personal Identification Number (PIN).

**\*\*Be sure to enter @00 in front of your 6-digit student ID number.\*\***

To protect your privacy, please exit and close your browser when you are finished.

User ID:

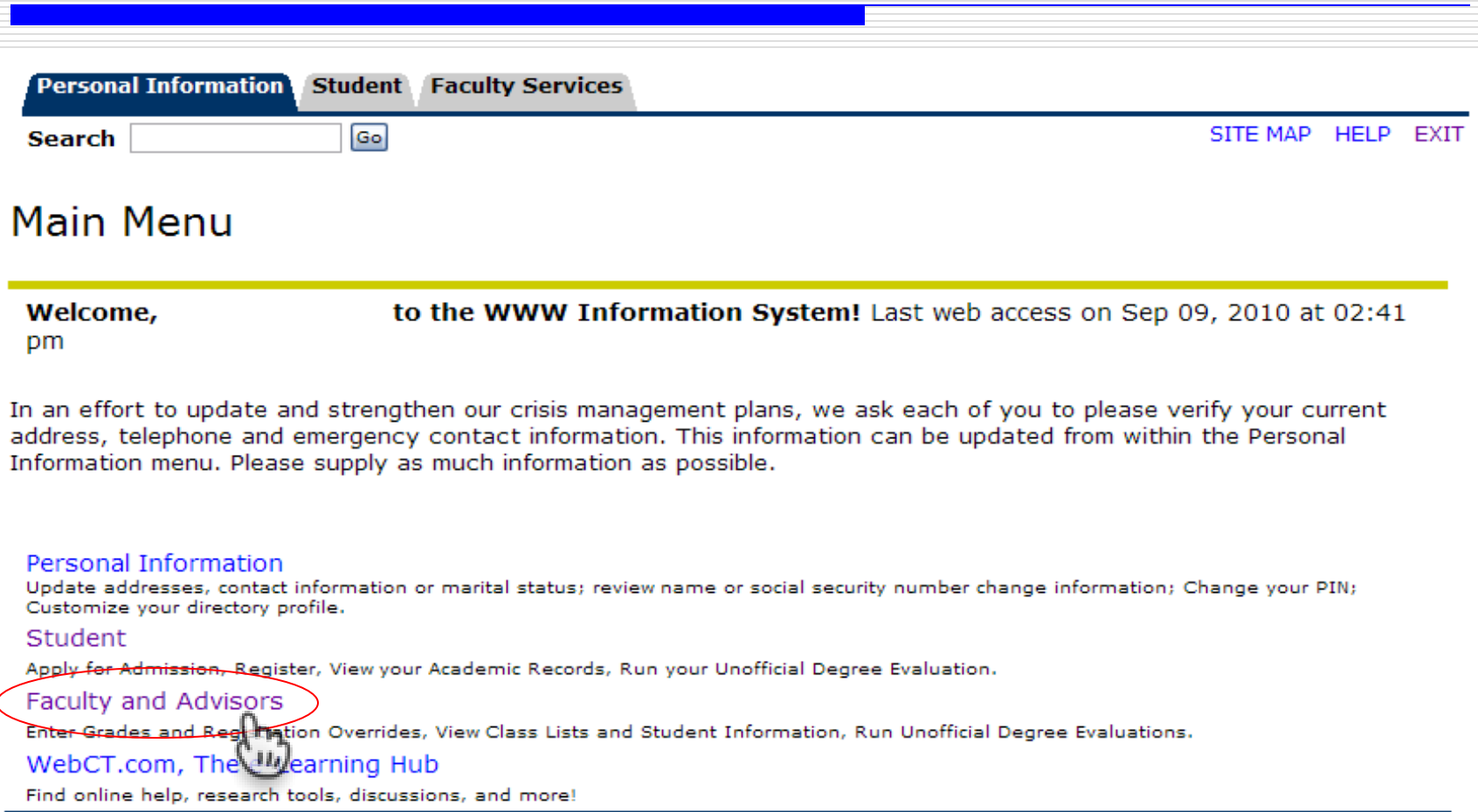
PIN:

Login

Forgot PIN?

Click here and answer the security question you created. This will allow you to create a new PIN.

To access the faculty options select Faculty and Advisors from the Main Menu.



**Personal Information** Student Faculty Services

Search   [SITE MAP](#) [HELP](#) [EXIT](#)

## Main Menu

---

**Welcome,** **to the WWW Information System!** Last web access on Sep 09, 2010 at 02:41 pm

In an effort to update and strengthen our crisis management plans, we ask each of you to please verify your current address, telephone and emergency contact information. This information can be updated from within the Personal Information menu. Please supply as much information as possible.

[Personal Information](#)  
Update addresses, contact information or marital status; review name or social security number change information; Change your PIN; Customize your directory profile.

[Student](#)  
~~Apply for Admission, Register, View your Academic Records, Run your Unofficial Degree Evaluation.~~

[Faculty and Advisors](#)  
~~Enter Grades and Registration Overrides, View Class Lists and Student Information, Run Unofficial Degree Evaluations.~~

[WebCT.com, The Learning Hub](#)  
Find online help, research tools, discussions, and more!

# Select Term Selection.

Personal Information Student **Faculty Services**

Search

[RETURN TO MENU](#) [SITE MAP](#) [HELP](#) [EXIT](#)

## Faculty and Advisors

---

[Student Information Menu](#)  
Display student information; View a student's schedule; Process registration overrides; Process a student's registration; Change a student's class options.

[Term Selection](#)

[CRN Selection](#)

[Faculty Detail Schedule](#)

[Week at a Glance](#)

[Detail Class List](#)

[Summary Class List](#)

[Midterm Grades](#)

[Final Grades](#)

[Add or Drop Classes](#)

[Look Up Classes](#)

[Faculty and Advisor Security Information](#)

[Advisor Menu](#)  
View a student's transcript; View a student's grades; Run unofficial degree evaluation; Display your security setup.

[Active Assignments](#)

[Assignment History](#)

[Class Schedule](#)

[Course Catalog](#)

Select the Term you want midterm grades for and click Submit.

The screenshot shows a web application interface. On the left, there is a sidebar with a 'Personal Information' tab and a 'Search' input field. The main content area has a 'Select Term' label and a dropdown menu. The dropdown menu is open, showing a list of terms: Summer II 2011, Summer I 2011, Spring 2011 Accel Nursing, Spring 2011 (highlighted), Fall 2010 Accel Nursing, Fall 2010, Fall 2010-Spring 2011, Summer II 2010, Summer I 2010 Accel Nursing, Summer I 2010, Spring 2010 Accel Nursing, Fall 2009, Summer II 2009, Summer 2009 Accel Nursing, Summer I 2009, Spring 2009 Accel Nursing, and Spring 2009. Below the dropdown menu is a 'Submit' button. In the top right corner, there are links for 'RETURN TO MENU', 'SITE MAP', 'HELP', and 'EXIT'. An information icon and the text 'Select the C' are visible on the left side of the main content area.

# Select Student Information Menu.

The screenshot shows a web application interface with a blue header bar. Below the header, there are three tabs: 'Personal Information', 'Student', and 'Faculty Services'. The 'Faculty Services' tab is currently selected. Below the tabs, there is a search bar with the text 'Search' and a 'Go' button. To the right of the search bar, there are links for 'RETURN TO MENU', 'SITE MAP', 'HELP', and 'EXIT'. The main content area is titled 'Faculty and Advisors' and contains a list of menu items. The 'Student Information Menu' item is circled in red and has a mouse cursor pointing to it. Below this item is a description: 'Display student information; View a student's schedule; Process registration overrides; Process a student's registration; Change a student's class options.' Other menu items include 'Term Selection', 'CRN Selection', 'Faculty Detail Schedule', 'Week at a Glance', 'Detail Class List', 'Summary Class List', 'Midterm Grades', 'Final Grades', 'Add or Drop Classes', 'Look Up Classes', 'Faculty and Advisor Security Information', 'Advisor Menu', 'Active Assignments', 'Assignment History', 'Class Schedule', and 'Course Catalog'. Below the 'Advisor Menu' item is another description: 'View a student's transcript; View a student's grades; Run unofficial degree evaluation; Display your security setup.'

Personal Information Student Faculty Services

Search  Go

RETURN TO MENU SITE MAP HELP EXIT

## Faculty and Advisors

- Student Information Menu**  
Display student information; View a student's schedule; Process registration overrides; Process a student's registration; Change a student's class options.
- Term Selection
- CRN Selection
- Faculty Detail Schedule
- Week at a Glance
- Detail Class List
- Summary Class List
- Midterm Grades
- Final Grades
- Add or Drop Classes
- Look Up Classes
- Faculty and Advisor Security Information
- Advisor Menu  
View a student's transcript; View a student's grades; Run unofficial degree evaluation; Display your security setup.
- Active Assignments
- Assignment History
- Class Schedule
- Course Catalog



# Select ID Selection.

[Personal Information](#) [Student](#) [Faculty Services](#)

Search


[RETURN TO MENU](#) [SITE MAP](#) [HELP](#) [EXIT](#)

## Student Information

- [Term Selection](#)
- [ID Selection](#)
- [Student Information](#)
- [Student Address and Phones](#)
- [Student E-mail Address](#)
- [Student Schedule](#)
- [Add or Drop Classes](#)
- [Degree Evaluation](#)
- [Active Registrations](#)
- [Registration History](#)
- [Advisee Listing](#)
- [View Holds](#)
- [Concise Student Schedule](#)
- [Student Week at a Glance](#)
- [Advisor Grade Display](#)

# Enter the Students ID or Search by Students name and submit.

## Student and Advisee ID Selection

 You may enter:

1. The ID of the Student or Advisee you want to process, or
2. Partial names, a student search type, or a combination of both. Then select Submit.

Student or Advisee ID:

OR

### *Student and Advisee Query*

Last Name:

First Name:

Search Type:  Students

Advisees

Both

Make sure you check Advisees. You will only be able to see midterm grades for a student if they are your advisee.

Submit

Reset




# Confirm you have selected the correct student and submit.

[Personal Information](#) [Student](#) [Faculty Services](#)


Search

[RETURN TO MENU](#) [SITE MAP](#) [HELP](#) [EXIT](#)

## Student Verification

 Please select Submit if the person you chose is correct. If this is incorrect, choose the ID Selection link to try again.

\_\_\_\_\_ is the name of the student or advisee that you selected.



Select Registration History to view midterm grades for the student.

Personal Information Student Faculty Services

Search

[RETURN TO MENU](#) [SITE MAP](#) [HELP](#) [EXIT](#)

## Student Information

- [Term Selection](#)
- [ID Selection](#)
- [Student Information](#)
- [Student Address and Phones](#)
- [Student E-mail Address](#)
- [Student Schedule](#)
- [Add or Drop Classes](#)
- [Degree Evaluation](#)
- [Active Registrations](#)
- [Registration History](#)
- [Advisee Listing](#)
- [View Holds](#)
- [Concise Student Schedule](#)
- [Student Week at a Glance](#)
- [Advisor Grade Display](#)

You will only be able to see grades for the term(s) in which you were the advisor.

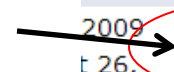
Fall 2010

CRN	Course	Course Title	Credits	Level	Status	Midterm Grade	Final Grade
10545	EC 2000	Principles of Macroeconomics	3.000	Undergraduate	**Web Registered** Mar 22, 2010	A	A
11169	EN 4150	The Trdtn of Rhtrc:Prin/Pract	3.000	Undergraduate	**Web Registered** Mar 22, 2010	I	A
11170	EN 4640	Americans in Paris	3.000	Undergraduate	**Web Registered** Mar 22, 2010	A	A
11197	PS 3510	Politics in Fiction and Film	3.000	Undergraduate	**Web Registered** Mar 22, 2010	A	A
10286	SP 3100	Adv Conversation/Composition I	3.000	Undergraduate	**Web Registered** Mar 22, 2010	A	A
10307	TH 3050	Hon: Christianity II:Develpmt	3.000	Undergraduate	**Web Registered** Mar 22, 2010	A	A

Spring 2010

CRN	Course	Course Title	Credits	Level	Status	Midterm Grade	Final Grade
20893	EN 4120	Introduction to Screenwriting			2009	No access.	No access.
20157	HU 2220	Honors: Intrgrtd Humanities II			t 26,	No access.	No access.
21018	PS 3430S	Comparative Public Policy			2009	No access.	No access.
20135	SP 2150	Intermediate Spanish II	3.000	Undergraduate	**Web Registered** Oct 26, 2009	No access.	No access.
20273	TH 1050	Honors: Christianity I: Fndtns	3.000	Undergraduate	**Registered** Oct 26, 2009	No access.	No access.

You will see this message if you were not the assigned advisor for the term.



No access.  
No access.

To view another student, click Return To Menu and click ID Selection.

---

Personal Information Student Faculty Services

Search  Go

[RETURN TO MENU](#) [SITE MAP](#) [HELP](#) [EXIT](#)

## Registration History for

---

Personal Information Student Faculty Services

Search  Go

[RETURN TO MENU](#) [SITE MAP](#) [HELP](#) [EXIT](#)

## Student Information

---

- [Term Selection](#)
- [ID Selection](#)
- [Student Information](#)
- [Student Address and Phones](#)
- [Student E-mail Address](#)
- [Student Schedule](#)